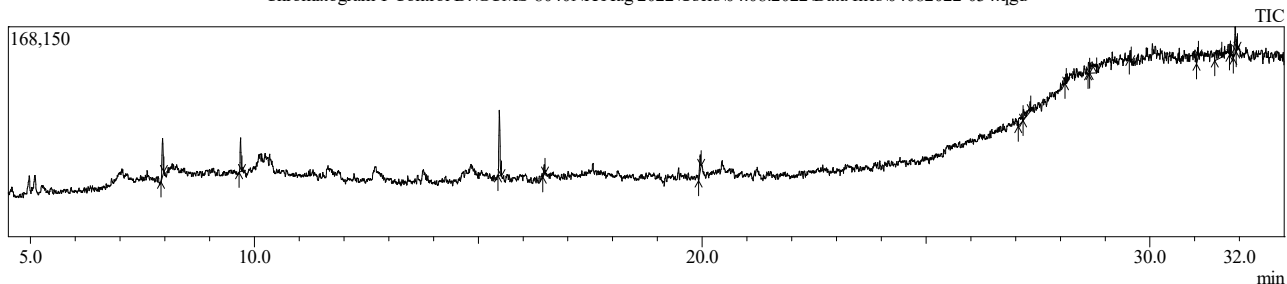


# TNAU

## Sample Information

Analyzed by : Admin  
 Analyzed : 05-Aug-22 2:20:51 PM  
 Sample Type : Unknown  
 Level # : 1  
 Sample Name : T Control  
 Sample ID : T Control  
 IS Amount : [1]=1  
 Sample Amount : 1  
 Dilution Factor : 1  
 Vial # : 33  
 Injection Volume : 1.00  
 Data File : D:\GCMS-8040NX\Aug 2022\Users\04.08.2022\Data files\04082022-034.qgd  
 Org Data File : D:\GCMS-8040NX\Aug 2022\Users\04.08.2022\Data files\04082022-034.qgd  
 Method File : D:\GCMS-8040NX\Aug 2022\Users\04.08.2022\Method file\27072022\_methodfile.qgm  
 Org Method File : D:\GCMS-8040NX\Aug 2022\Users\04.08.2022\Method file\27072022\_methodfile.qgm  
 Report File :  
 Tuning File : D:\GCMS-8040NX\Aug 2022\Tuning Data\TUNING 04082022.qgt  
 [Comment]  
 Jerry samples  
 Modified by : Admin  
 Modified : 05-Aug-22 4:48:38 PM

Chromatogram T Control D:\GCMS-8040NX\Aug 2022\Users\04.08.2022\Data files\04082022-034.qgd



Peak Report TIC

Peak#	R.Time	Area	Area%	Height	Height%	A/H	Similarity	Name
1	7.947	51490	10.87	30234	12.98	1.70	91	Dodecane
2	9.690	37024	7.82	27081	11.63	1.37	90	Dodecane
3	15.470	87902	18.56	52531	22.56	1.67	93	2,4-Di-tert-butylphenol
4	16.475	13202	2.79	7675	3.30	1.72	72	2,2,4-Trimethyl-1,3-pentanediol diisobutyrate
5	19.955	23634	4.99	12961	5.57	1.82	54	Dimethylglycine-TMS
6	27.070	26039	5.50	5388	2.31	4.83	32	3,4-Dihydroxymandelic acid-4TMS
7	27.325	39589	8.36	8003	3.44	4.95	35	Epinephrine-3TMS
8	28.123	6102	1.29	7460	3.20	0.82	40	4-Aminobenzoic acid-2TMS
9	28.625	11890	2.51	8498	3.65	1.40	38	Epinephrine-3TMS
10	28.708	56547	11.94	8898	3.82	6.36	42	4-Aminobenzoic acid-2TMS
11	29.558	7938	1.68	7863	3.38	1.01	28	2-Methylhippuric acid-TMS
12	31.066	12114	2.56	9256	3.97	1.31	34	Hypoxanthine-2TMS
13	31.593	41809	8.83	7606	3.27	5.50	38	3,4-Dihydroxymandelic acid-4TMS
14	31.786	6079	1.28	8942	3.84	0.68	36	3,4-Dihydroxymandelic acid-4TMS
15	31.905	43977	9.28	21601	9.28	2.04	28	3,4-Dihydroxymandelic acid-4TMS
16	31.935	8330	1.76	8862	3.81	0.94	34	2-Hydroxyphenylacetic acid-2TMS
		473666	100.00	232859	100.00			

Library

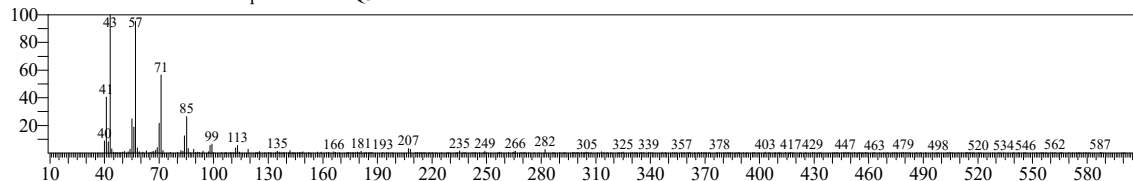
# TNAU

<< Target >>

Line#:1 R.Time:7.945(Scan#:690) MassPeaks:305

RawMode:Averaged 7.940-7.950(689-691) BasePeak:43.05(6165)

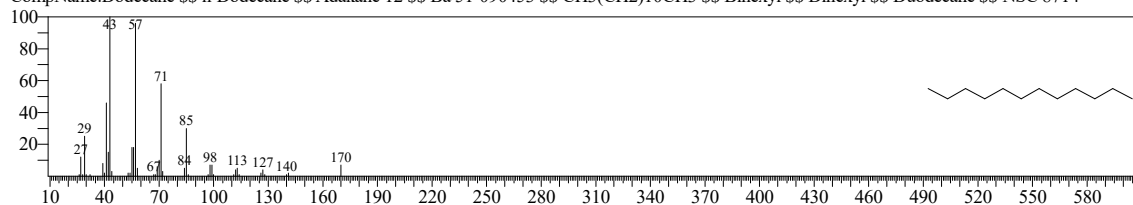
BG Mode:Calc. from Peak Group 1 - Event 1 Q3 Scan



Hit#:1 Entry:16190 Library:NIST20R.lib

SI:91 Formula:C<sub>12</sub>H<sub>26</sub> CAS:112-40-3 MolWeight:170 RetIndex:1200

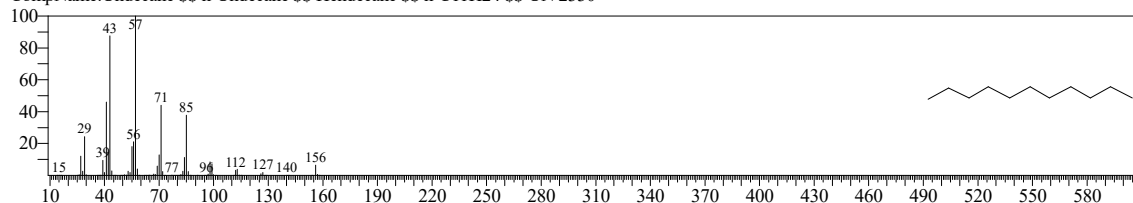
CompName:Dodecane \$\$ n-Dodecane \$\$ Adakane 12 \$\$ Ba 51-090453 \$\$ CH<sub>3</sub>(CH<sub>2</sub>)<sub>10</sub>CH<sub>3</sub> \$\$ Bihexyl \$\$ Dihexyl \$\$ Duodecane \$\$ NSC 8714



Hit#:2 Entry:12897 Library:NIST20R.lib

SI:90 Formula:C<sub>11</sub>H<sub>24</sub> CAS:1120-21-4 MolWeight:156 RetIndex:1100

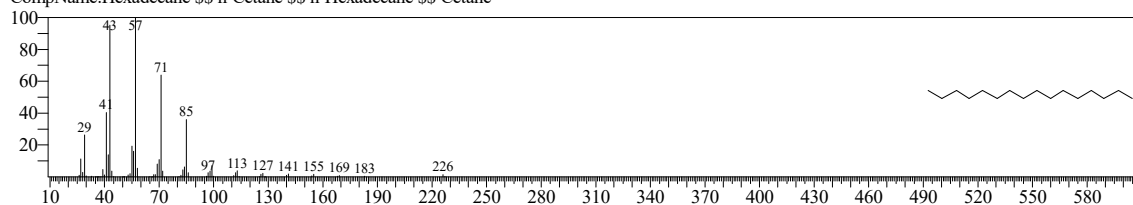
CompName:Undecane \$\$ n-Undecane \$\$ Hendecane \$\$ n-C<sub>11</sub>H<sub>24</sub> \$\$ UN 2330



Hit#:3 Entry:27736 Library:NIST20R.lib

SI:90 Formula:C<sub>16</sub>H<sub>34</sub> CAS:544-76-3 MolWeight:226 RetIndex:1600

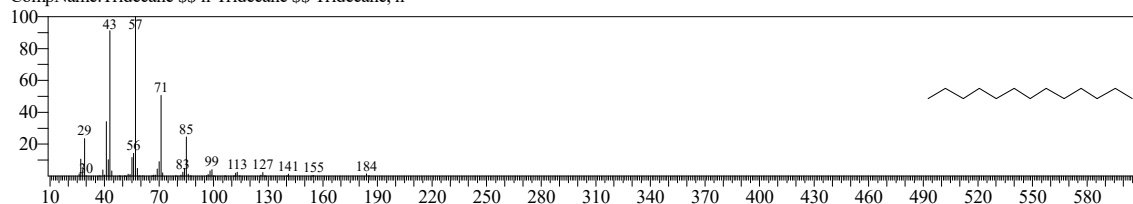
CompName:Hexadecane \$\$ n-Cetane \$\$ n-Hexadecane \$\$ Cetane



Hit#:4 Entry:40226 Library:NIST20M1.lib

SI:90 Formula:C<sub>13</sub>H<sub>28</sub> CAS:629-50-5 MolWeight:184 RetIndex:1300


CompName:Tridecane \$\$ n-Tridecane \$\$ Tridecane, n-



Hit#:5 Entry:159057 Library:NIST20M1.lib

SI:90 Formula:C<sub>21</sub>H<sub>44</sub> CAS:18344-37-1 MolWeight:296 RetIndex:1852

CompName:Heptadecane, 2,6,10,14-tetramethyl- \$\$ 2,6,10,14-Tetramethylheptadecane




# TNAU

<< Target >>

Line# 2 R.Time: 9.690 (Scan#: 1039) MassPeaks: 260

RawMode: Averaged 9.685-9.695 (1038-1040) BasePeak: 57.10 (6372)

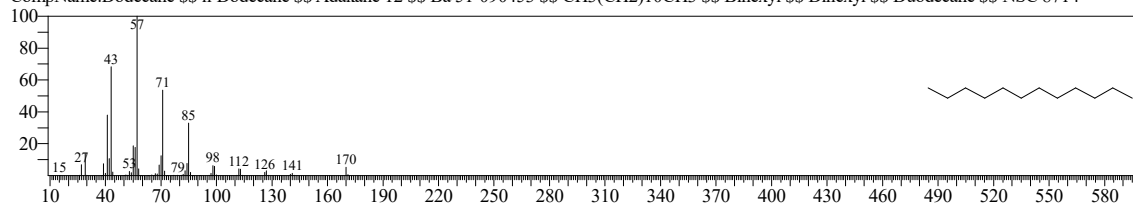
BG Mode: Calc. from Peak Group 1 - Event 1 Q3 Scan



Hit#: 1 Entry: 30057 Library: NIST20M1.lib

SI: 90 Formula: C<sub>12</sub>H<sub>26</sub> CAS: 112-40-3 MolWeight: 170 RetIndex: 1200

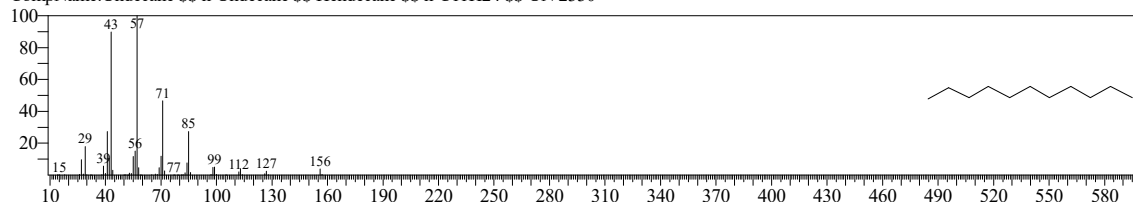
CompName: Dodecane \$\$ n-Dodecane \$\$ Adakane 12 \$\$ Ba 51-090453 \$\$ CH<sub>3</sub>(CH<sub>2</sub>)<sub>10</sub>CH<sub>3</sub> \$\$ Bihexyl \$\$ Dihexyl \$\$ Duodecane \$\$ NSC 8714



Hit#: 2 Entry: 21042 Library: NIST20M1.lib

SI: 90 Formula: C<sub>11</sub>H<sub>24</sub> CAS: 1120-21-4 MolWeight: 156 RetIndex: 1100

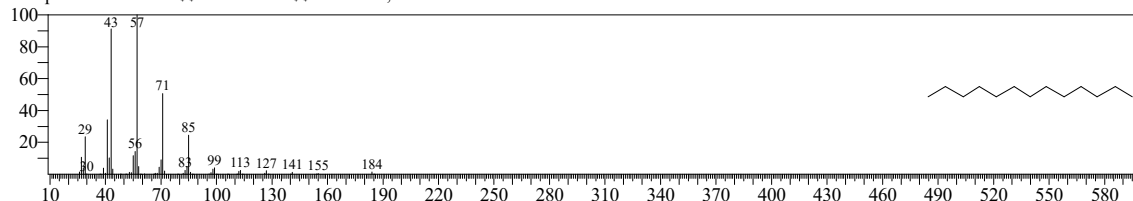
CompName: Undecane \$\$ n-Undecane \$\$ Hendecane \$\$ n-C<sub>11</sub>H<sub>24</sub> \$\$ UN 2330



Hit#: 3 Entry: 40226 Library: NIST20M1.lib

SI: 90 Formula: C<sub>13</sub>H<sub>28</sub> CAS: 629-50-5 MolWeight: 184 RetIndex: 1300

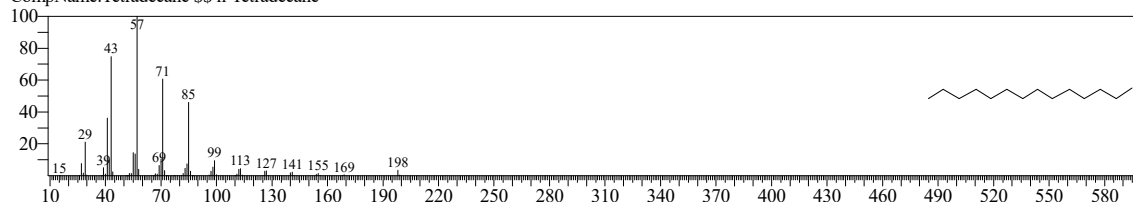
CompName: Tridecane \$\$ n-Tridecane \$\$ Tridecane, n-



Hit#: 4 Entry: 22497 Library: NIST20R.lib

SI: 89 Formula: C<sub>14</sub>H<sub>30</sub> CAS: 629-59-4 MolWeight: 198 RetIndex: 1400

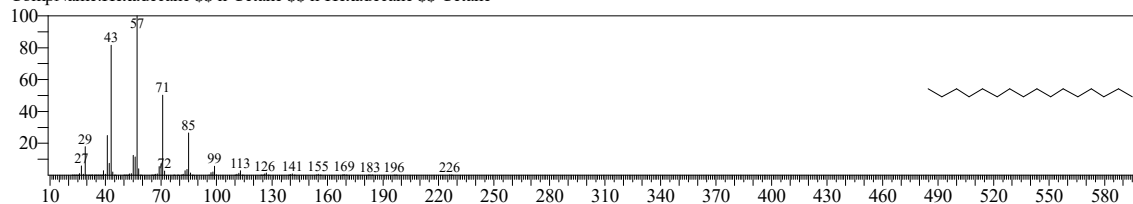
CompName: Tetradecane \$\$ n-Tetradecane



Hit#: 5 Entry: 27737 Library: NIST20R.lib

SI: 89 Formula: C<sub>16</sub>H<sub>34</sub> CAS: 544-76-3 MolWeight: 226 RetIndex: 1600

CompName: Hexadecane \$\$ n-Cetane \$\$ n-Hexadecane \$\$ Cetane



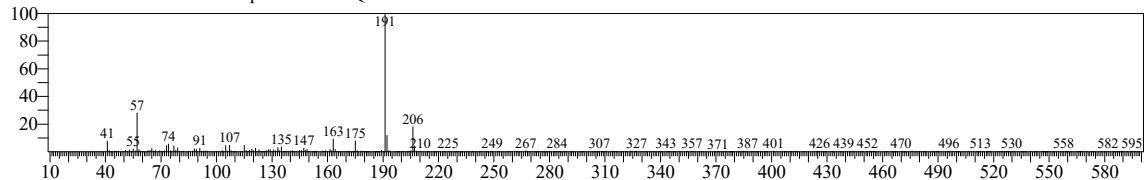
# TNAU

<< Target >>

Line#3 R.Time:15.470(Scan#:2195) MassPeaks:328

RawMode:Averaged 15.465-15.475(2194-2196) BasePeak:191.15(17010)

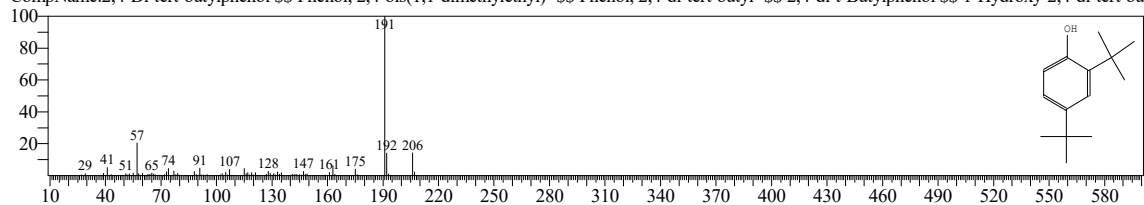
BG Mode:Calc. from Peak Group 1 - Event 1 Q3 Scan



Hit#1 Entry:24088 Library:NIST20R.lib

SI:93 Formula:C14H22O CAS:96-76-4 MolWeight:206 RetIndex:1555

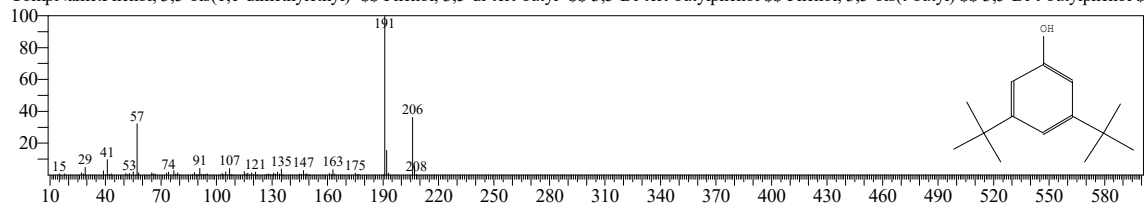
CompName:2,4-Di-tert-butylphenol \$\$ Phenol, 2,4-bis(1,1-dimethylethyl)- \$\$ Phenol, 2,4-di-tert-butyl- \$\$ 2,4-di-t-Butylphenol \$\$ 1-Hydroxy-2,4-di-tert-bu



Hit#2 Entry:24110 Library:NIST20R.lib

SI:91 Formula:C14H22O CAS:1138-52-9 MolWeight:206 RetIndex:1555

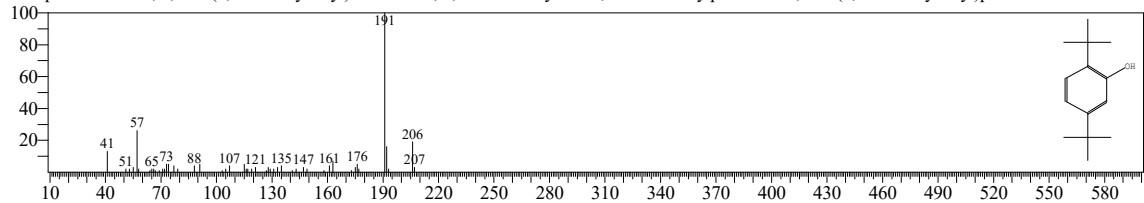
CompName:Phenol, 3,5-bis(1,1-dimethylethyl)- \$\$ Phenol, 3,5-di-tert-butyl- \$\$ 3,5-Di-tert-butylphenol \$\$ Phenol, 3,5-bis(t-butyl) \$\$ 3,5-Di-t-butylphenol \$



Hit#3 Entry:24098 Library:NIST20R.lib

SI:90 Formula:C14H22O CAS:5875-45-6 MolWeight:206 RetIndex:1555

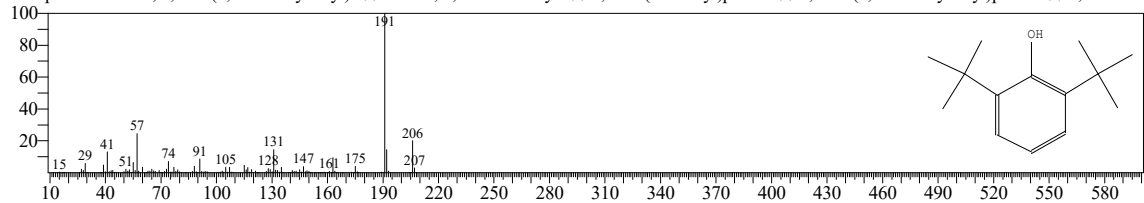
CompName:Phenol, 2,5-bis(1,1-dimethylethyl)- \$\$ Phenol, 2,5-di-tert-butyl- \$\$ 2,5-Di-tert-butylphenol \$\$ 2,5-bis(1,1-Dimethylethyl)phenol



Hit#4 Entry:59031 Library:NIST20M1.lib

SI:89 Formula:C14H22O CAS:128-39-2 MolWeight:206 RetIndex:1555

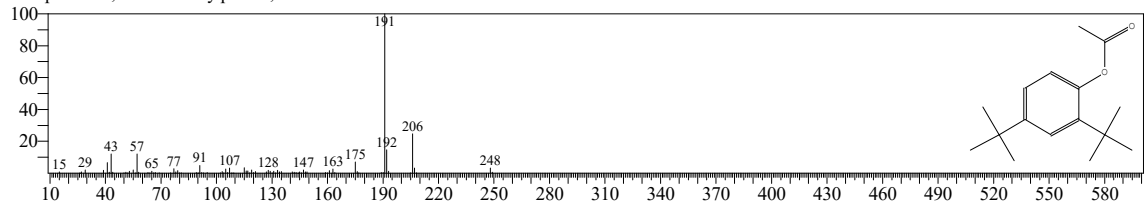
CompName:Phenol, 2,6-bis(1,1-dimethylethyl)- \$\$ Phenol, 2,6-di-tert-butyl- \$\$ 2,6-Bis(tert-butyl)phenol \$\$ 2,6-Bis(1,1-dimethylethyl)phenol \$\$ 2,6-Di-tert



Hit#5 Entry:103047 Library:NIST20M1.lib

SI:87 Formula:C16H24O2 CAS:104316-22-5 MolWeight:248 RetIndex:1714

CompName:2,4-Di-tert-butylphenol, acetate



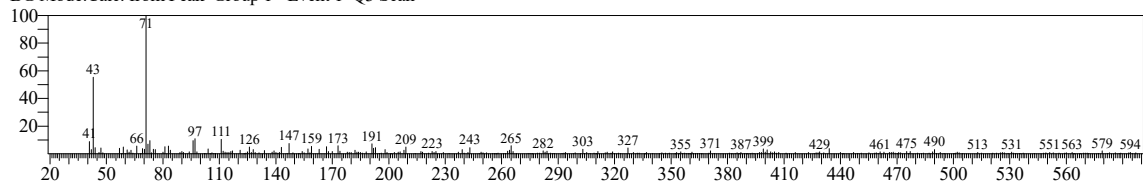
# TNAU

<< Target >>

Line#:4 R.Time:16.475(Scan#:2396) MassPeaks:297

RawMode:Averaged 16.470-16.480(2395-2397) BasePeak:71.05(2316)

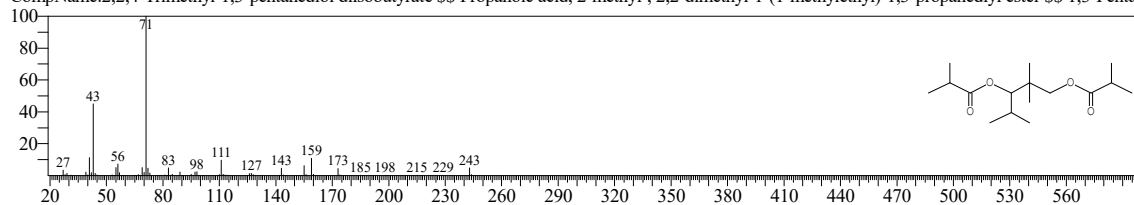
BG Mode:Calc. from Peak Group 1 - Event 1 Q3 Scan



Hit#:1 Entry:34622 Library:NIST20R.lib

SI:72 Formula:C16H30O4 CAS:6846-50-0 MolWeight:286 RetIndex:1605

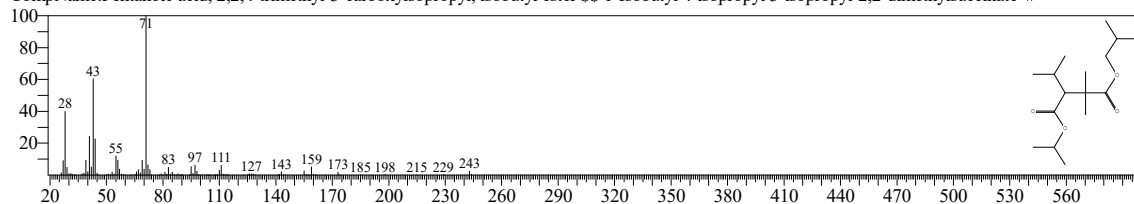
CompName:2,2,4-Trimethyl-1,3-pentanediol diisobutyrate \$\$ Propanoic acid, 2-methyl-, 2,2-dimethyl-1-(1-methylethyl)-1,3-propanediyl ester \$\$ 1,3-Pentan



Hit#:2 Entry:146809 Library:NIST20M1.lib

SI:72 Formula:C16H30O4 CAS:0-00-0 MolWeight:286 RetIndex:1605

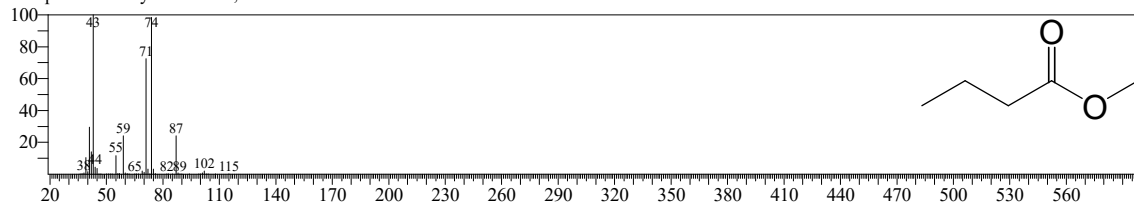
CompName:Pentanoic acid, 2,2,4-trimethyl-3-carboxyisopropyl, isobutyl ester \$\$ 1-Isobutyl 4-isopropyl 3-isopropyl-2,2-dimethylsuccinate #



Hit#:3 Entry:1 Library:FA\_ME\_SP2560\_EI\_V3.lib

SI:52 Formula:C5H10O2 CAS:107-92-6 MolWeight:102 RetIndex:1113

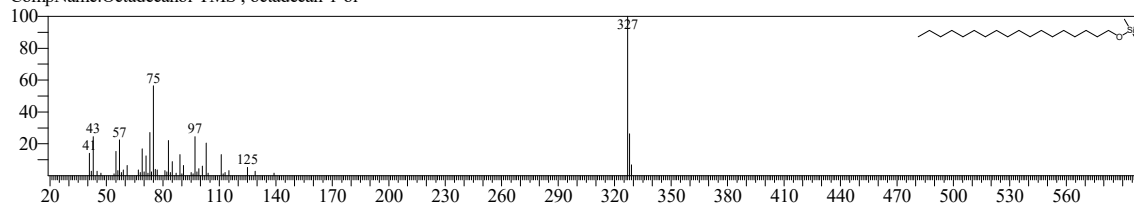
CompName:Methyl butanoate ; Butanoic acid



Hit#:4 Entry:477 Library:OA\_TMS\_DB5\_67min\_V3.lib

SI:49 Formula:C21H46OSi CAS:112-92-5 MolWeight:342 RetIndex:2156

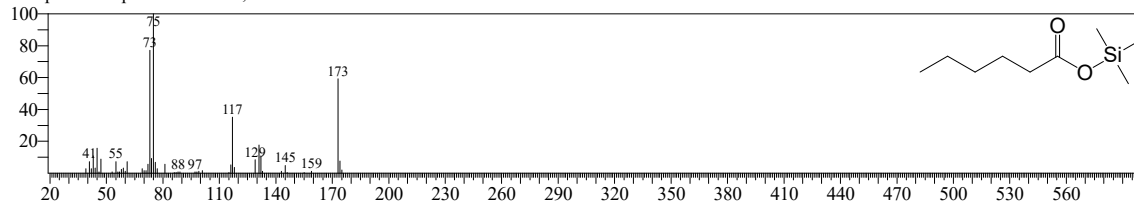
CompName:Octadecanol-TMS ; octadecan-1-ol



Hit#:5 Entry:11 Library:OA\_TMS\_DB5\_67min\_V3.lib

SI:43 Formula:C9H20O2Si CAS:142-62-1 MolWeight:188 RetIndex:1071

CompName:Caproic acid-TMS ; hexanoic acid



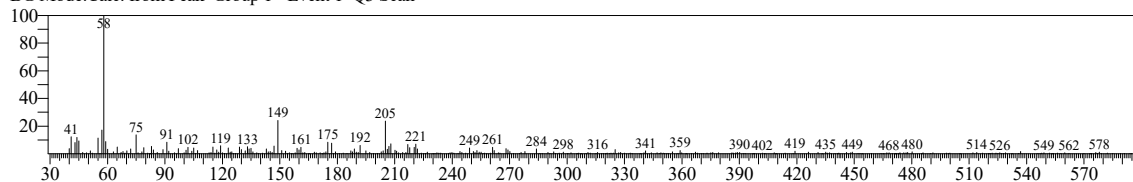
# TNAU

<< Target >>

Line#:5 R.Time:19.955(Scan#:3092) MassPeaks:315

RawMode:Averaged 19.950-19.960(3091-3093) BasePeak:58.10(2929)

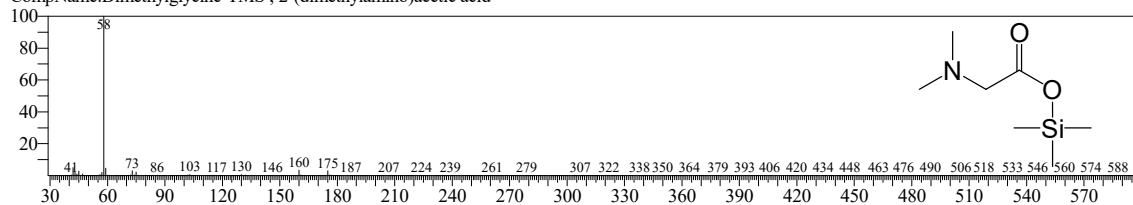
BG Mode:Calc. from Peak Group 1 - Event 1 Q3 Scan



Hit#:1 Entry:1 Library:OA\_TMS\_DB5\_67min\_V3.lib

SI:54 Formula:C7H17NO2Si CAS:1118-68-9 MolWeight:175 RetIndex:990

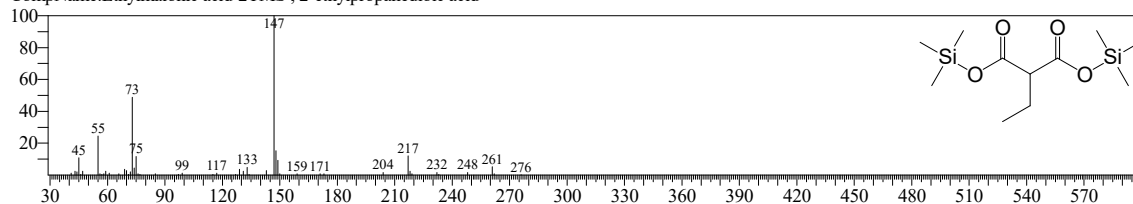
CompName:Dimethylglycine-TMS ; 2-(dimethylamino)acetic acid



Hit#:2 Entry:80 Library:OA\_TMS\_DB5\_67min\_V3.lib

SI:45 Formula:C11H24O4Si2 CAS:601-75-2 MolWeight:276 RetIndex:1284

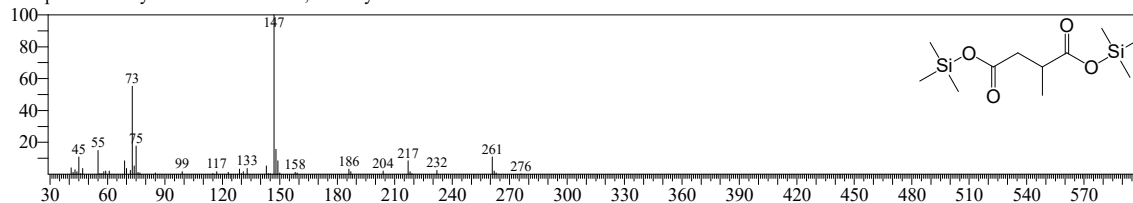
CompName:Ethylmalonic acid-2TMS ; 2-ethylpropanedioic acid



Hit#:3 Entry:95 Library:OA\_TMS\_DB5\_67min\_V3.lib

SI:44 Formula:C11H24O4Si2 CAS:498-21-5 MolWeight:276 RetIndex:1327

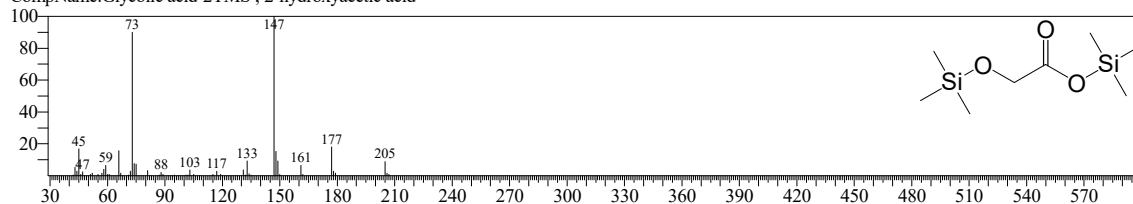
CompName:Methylsuccinic acid-2TMS ; 2-methylbutanedioic acid



Hit#:4 Entry:13 Library:OA\_TMS\_DB5\_67min\_V3.lib

SI:43 Formula:C8H20O3Si2 CAS:79-14-1 MolWeight:220 RetIndex:1074

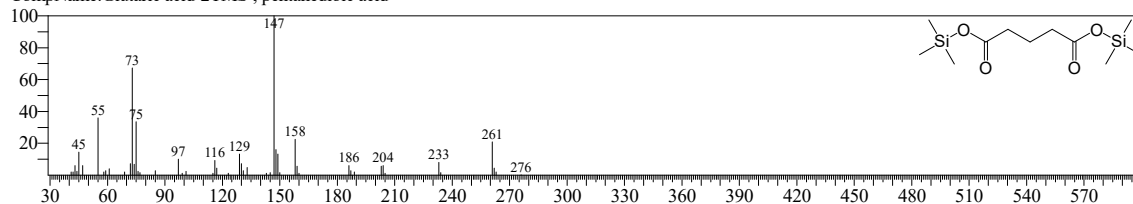
CompName:Glycolic acid-2TMS ; 2-hydroxyacetic acid



Hit#:5 Entry:115 Library:OA\_TMS\_DB5\_67min\_V3.lib

SI:43 Formula:C11H24O4Si2 CAS:110-94-1 MolWeight:276 RetIndex:1403

CompName:Glutaric acid-2TMS ; pentanedioic acid



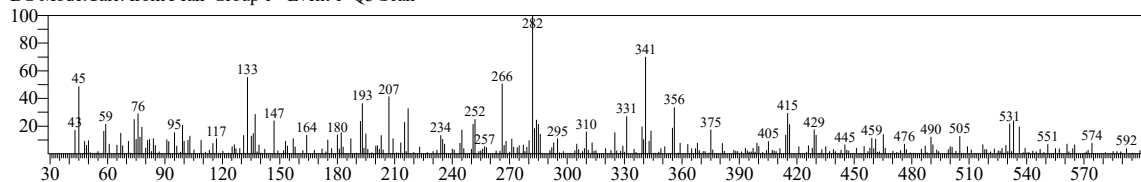
# TNAU

<< Target >>

Line#:6 R.Time:27.070(Scan#:4515) MassPeaks:302

RawMode:Averaged 27.065-27.075(4514-4516) BasePeak:282.05(527)

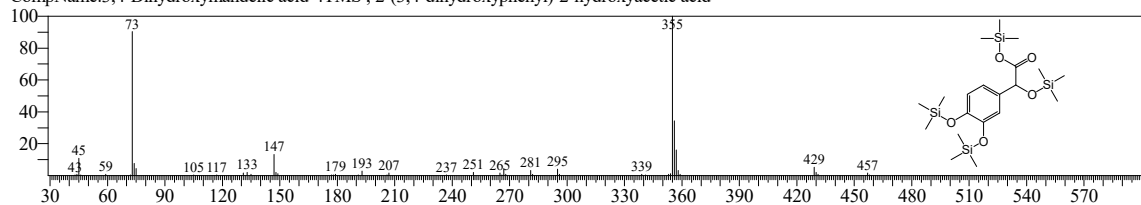
BG Mode:Calc. from Peak Group 1 - Event 1 Q3 Scan



Hit#:1 Entry:402 Library:OA\_TMS\_DB5\_67min\_V3.lib

SI:32 Formula:C20H42O4Si4 CAS:775-01-9 MolWeight:458 RetIndex:1942

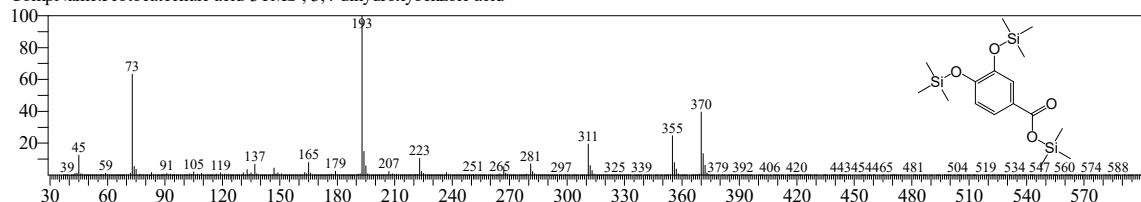
CompName:3,4-Dihydroxymandelic acid-4TMS ; 2-(3,4-dihydroxyphenyl)-2-hydroxyacetic acid



Hit#:2 Entry:315 Library:OA\_TMS\_DB5\_67min\_V3.lib

SI:26 Formula:C16H30O4Si3 CAS:99-50-3 MolWeight:370 RetIndex:1833

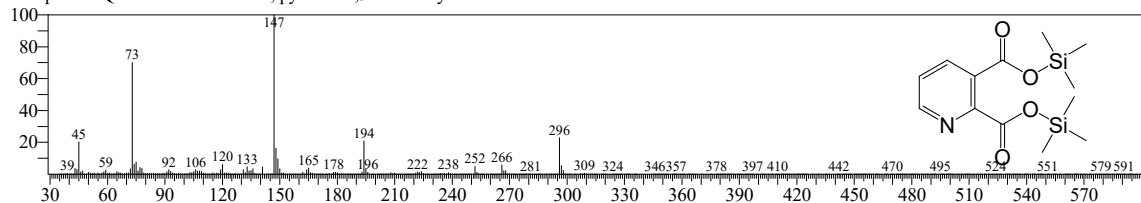
CompName:Protocatechuic acid-3TMS ; 3,4-dihydroxybenzoic acid



Hit#:3 Entry:272 Library:OA\_TMS\_DB5\_67min\_V3.lib

SI:23 Formula:C13H21NO4Si2 CAS:89-00-9 MolWeight:311 RetIndex:1743

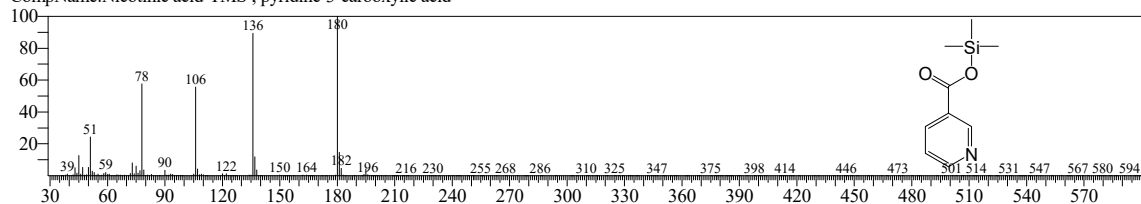
CompName:Quinolinic acid-2TMS ; pyridine-2,3-dicarboxylic acid



Hit#:4 Entry:84 Library:OA\_TMS\_DB5\_67min\_V3.lib

SI:22 Formula:C9H13NO2Si CAS:59-67-6 MolWeight:195 RetIndex:1300

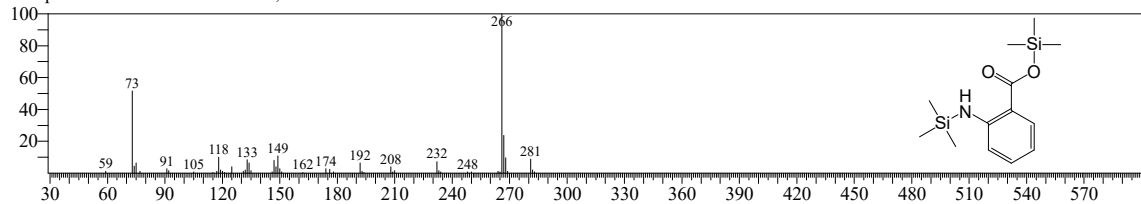
CompName:Nicotinic acid-TMS ; pyridine-3-carboxylic acid



Hit#:5 Entry:203 Library:OA\_TMS\_DB5\_67min\_V3.lib

SI:21 Formula:C13H23NO2Si2 CAS:118-92-3 MolWeight:281 RetIndex:1623

CompName:Anthranilic acid-2TMS ; 2-aminobenzoic acid



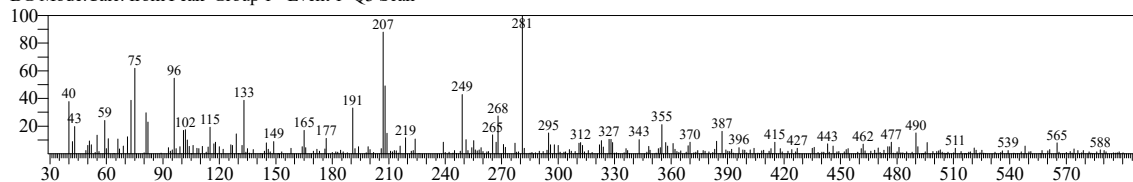
# TNAU

<< Target >>

Line#:7 R.Time:27.325(Scan#:4566) MassPeaks:319

RawMode:Averaged 27.320-27.330(4565-4567) BasePeak:281.00(947)

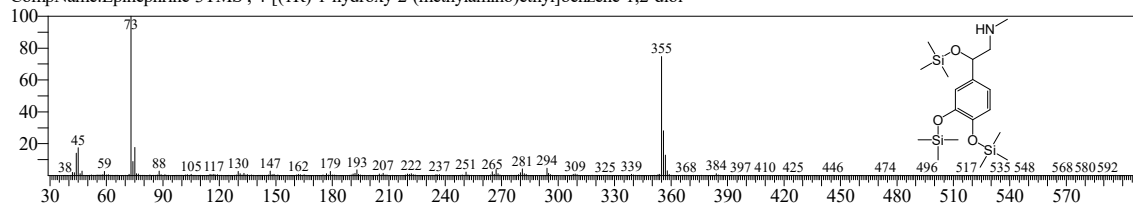
BG Mode:Calc. from Peak Group 1 - Event 1 Q3 Scan



Hit#:1 Entry:343 Library:OA\_TMS\_DB5\_67min\_V3.lib

SI:35 Formula:C18H37NO3Si3 CAS:51-43-4 MolWeight:399 RetIndex:1868

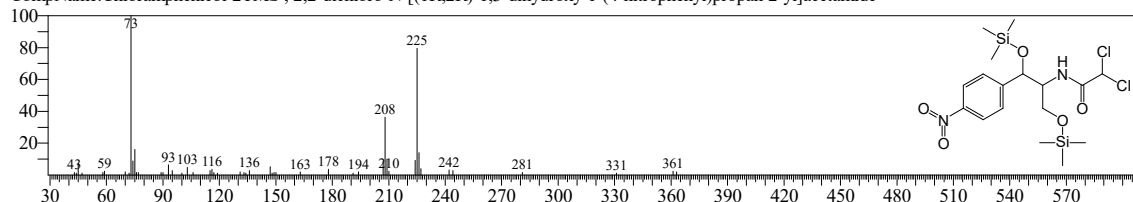
CompName:Epinephrine-3TMS ; 4-[(1R)-1-hydroxy-2-(methylamino)ethyl]benzene-1,2-diol



Hit#:2 Entry:528 Library:OA\_TMS\_DB5\_67min\_V3.lib

SI:34 Formula:C17H28Cl2N2O5Si2 CAS:56-75-7 MolWeight:466 RetIndex:2508

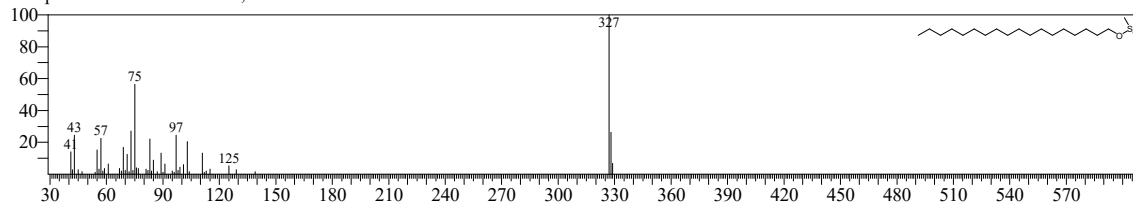
CompName:Chloramphenicol-2TMS ; 2,2-dichloro-N-[(1R,2R)-1,3-dihydroxy-1-(4-nitrophenyl)propan-2-yl]acetamide



Hit#:3 Entry:477 Library:OA\_TMS\_DB5\_67min\_V3.lib

SI:34 Formula:C21H46OSi CAS:112-92-5 MolWeight:342 RetIndex:2156

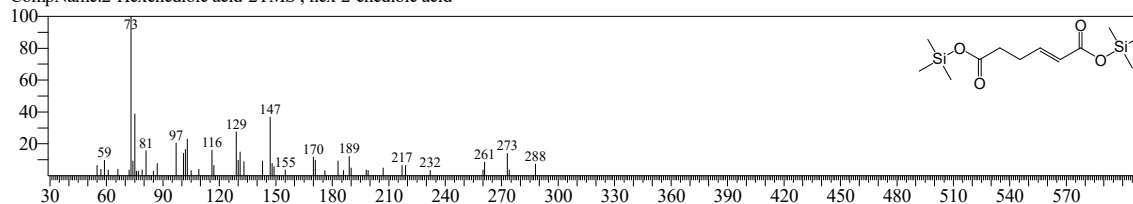
CompName:Octadecanol-TMS ; octadecan-1-ol



Hit#:4 Entry:156 Library:OA\_TMS\_DB5\_67min\_V3.lib

SI:33 Formula:C12H24O4Si2 CAS:4440-68-0 MolWeight:288 RetIndex:1522

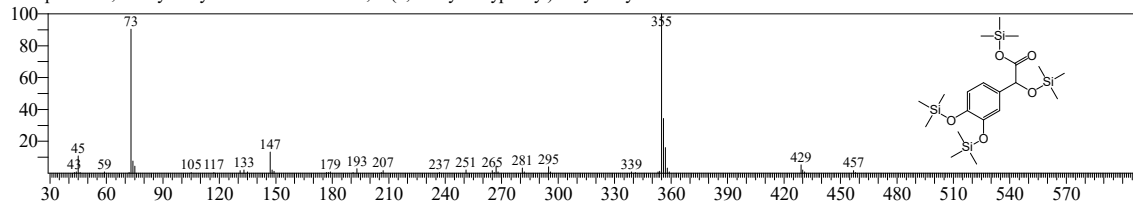
CompName:2-Hexenedioic acid-2TMS ; hex-2-enedioic acid



Hit#:5 Entry:402 Library:OA\_TMS\_DB5\_67min\_V3.lib

SI:32 Formula:C20H42O4Si4 CAS:775-01-9 MolWeight:458 RetIndex:1942

CompName:3,4-Dihydroxymandelic acid-4TMS ; 2-(3,4-dihydroxyphenyl)-2-hydroxyacetic acid





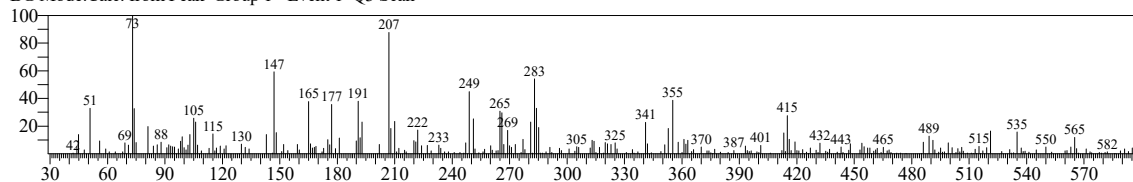
# TNAU

<< Target >>

Line#:8 R.Time:28.125(Scan#:4726) MassPeaks:275

RawMode:Averaged 28.120-28.130(4725-4727) BasePeak:73.10(704)

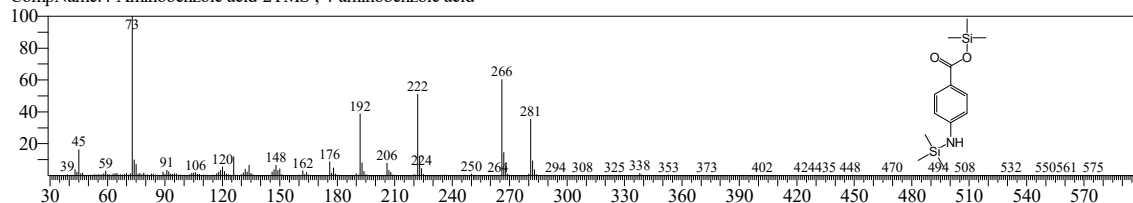
BG Mode:Calc. from Peak Group 1 - Event 1 Q3 Scan



Hit#:1 Entry:328 Library:OA\_TMS\_DB5\_67min\_V3.lib

SI:40 Formula:C<sub>13</sub>H<sub>23</sub>NO<sub>2</sub>Si<sub>2</sub> CAS:150-13-0 MolWeight:281 RetIndex:1845

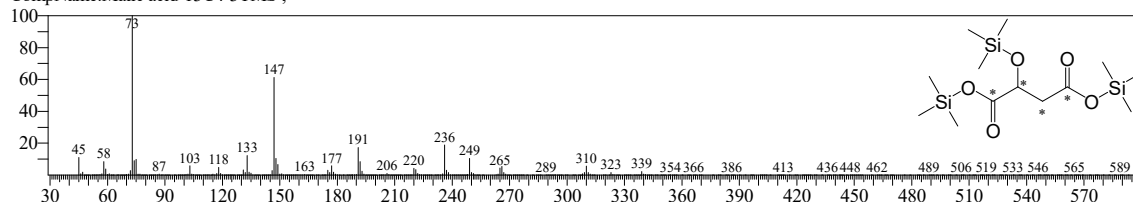
CompName:4-Aminobenzoic acid-2TMS ; 4-aminobenzoic acid



Hit#:2 Entry:143 Library:OA\_TMS\_DB5\_67min\_V3.lib

SI:40 Formula: CAS:0-00-0 MolWeight:354 RetIndex:1495

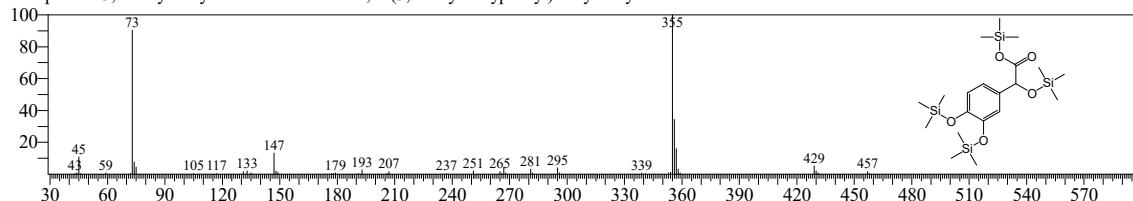
CompName:Malic acid-13C4-3TMS ;



Hit#:3 Entry:402 Library:OA\_TMS\_DB5\_67min\_V3.lib

SI:39 Formula:C<sub>20</sub>H<sub>42</sub>O<sub>4</sub>Si<sub>4</sub> CAS:775-01-9 MolWeight:458 RetIndex:1942

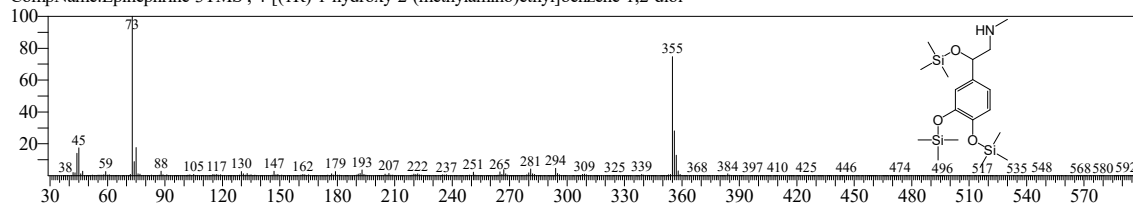
CompName:3,4-Dihydroxymandelic acid-4TMS ; 2-(3,4-dihydroxyphenyl)-2-hydroxyacetic acid



Hit#:4 Entry:343 Library:OA\_TMS\_DB5\_67min\_V3.lib

SI:38 Formula:C<sub>18</sub>H<sub>37</sub>NO<sub>3</sub>Si<sub>3</sub> CAS:51-43-4 MolWeight:399 RetIndex:1868

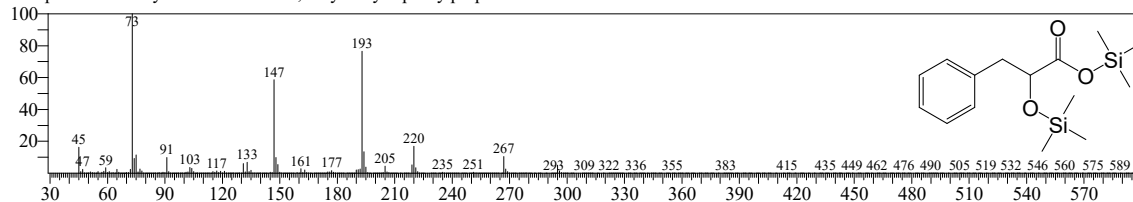
CompName:Epinephrine-3TMS ; 4-[(1R)-1-hydroxy-2-(methylamino)ethyl]benzene-1,2-diol



Hit#:5 Entry:194 Library:OA\_TMS\_DB5\_67min\_V3.lib

SI:37 Formula:C<sub>15</sub>H<sub>26</sub>O<sub>3</sub>Si<sub>2</sub> CAS:828-01-3 MolWeight:310 RetIndex:1599

CompName:3-Phenyllactic acid-2TMS ; 2-hydroxy-3-phenylpropanoic acid




# TNAU

<< Target >>

Line#9 R.Time:28.625(Scan#:4826) MassPeaks:298

RawMode:Averaged 28.620-28.630(4825-4827) BasePeak:207.05(2342)

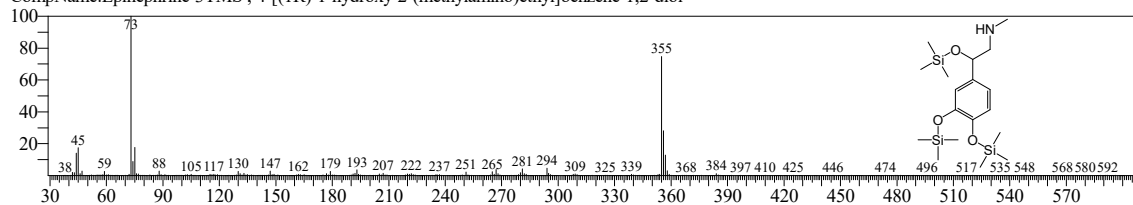
BG Mode:Calc. from Peak Group 1 - Event 1 Q3 Scan



Hit#:1 Entry:343 Library:OA\_TMS\_DB5\_67min\_V3.lib

SI:38 Formula:C18H37NO3Si3 CAS:51-43-4 MolWeight:399 RetIndex:1868

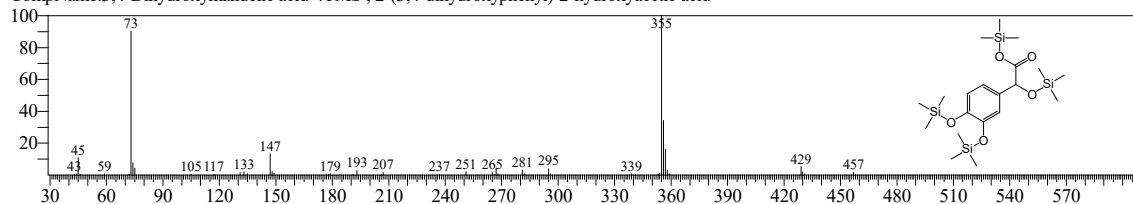
CompName:Epinephrine-3TMS ; 4-[(1R)-1-hydroxy-2-(methylamino)ethyl]benzene-1,2-diol



Hit#:2 Entry:402 Library:OA\_TMS\_DB5\_67min\_V3.lib

SI:37 Formula:C20H42O4Si4 CAS:775-01-9 MolWeight:458 RetIndex:1942

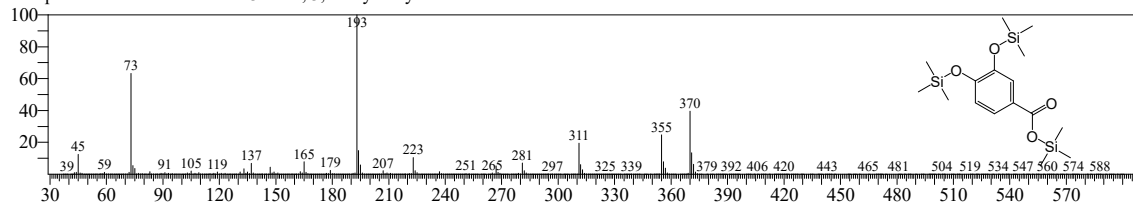
CompName:3,4-Dihydroxymandelic acid-4TMS ; 2-(3,4-dihydroxyphenyl)-2-hydroxyacetic acid



Hit#:3 Entry:315 Library:OA\_TMS\_DB5\_67min\_V3.lib

SI:35 Formula:C16H30O4Si3 CAS:99-50-3 MolWeight:370 RetIndex:1833

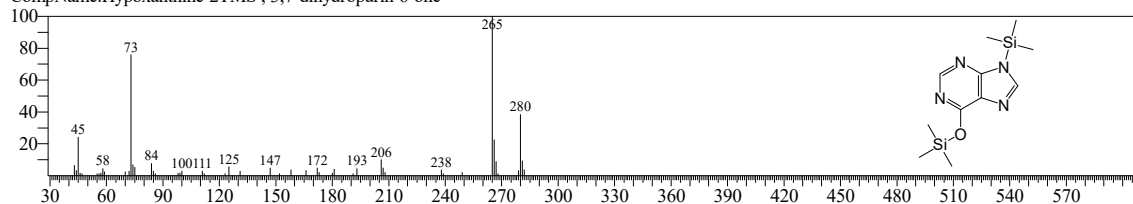
CompName:Protocatechuic acid-3TMS ; 3,4-dihydroxybenzoic acid



Hit#:4 Entry:310 Library:OA\_TMS\_DB5\_67min\_V3.lib

SI:33 Formula:C11H20N4OSi2 CAS:68-94-0 MolWeight:280 RetIndex:1822

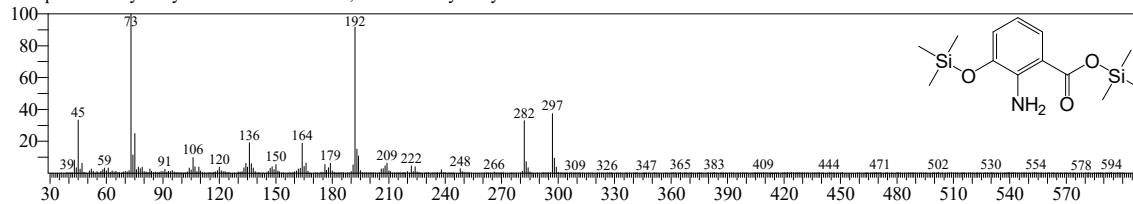
CompName:Hypoxanthine-2TMS ; 3,7-dihydropurin-6-one



Hit#:5 Entry:290 Library:OA\_TMS\_DB5\_67min\_V3.lib

SI:33 Formula:C13H23NO3Si2 CAS:548-93-6 MolWeight:297 RetIndex:1773

CompName:3-Hydroxyanthranilic acid-2TMS ; 2-amino-3-hydroxybenzoic acid



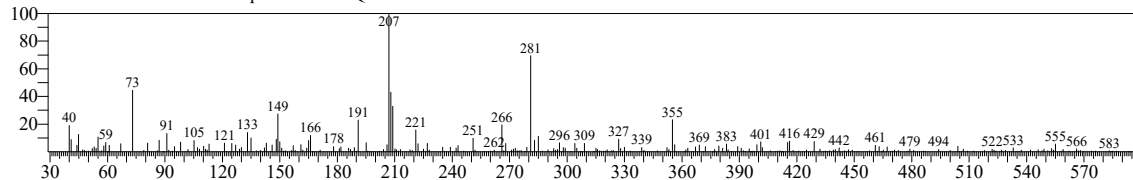
# TNAU

<< Target >>

Line#:10 R.Time:28.710(Scan#:4843) MassPeaks:258

RawMode:Averaged 28.705-28.715(4842-4844) BasePeak:207.05(1807)

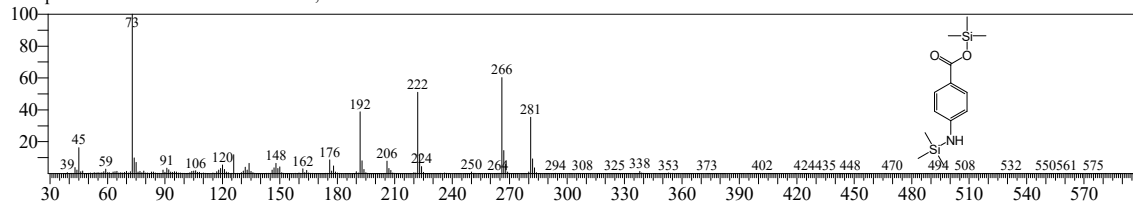
BG Mode:Calc. from Peak Group 1 - Event 1 Q3 Scan



Hit#:1 Entry:328 Library:OA\_TMS\_DB5\_67min\_V3.lib

SI:42 Formula:C13H23NO2Si2 CAS:150-13-0 MolWeight:281 RetIndex:1845

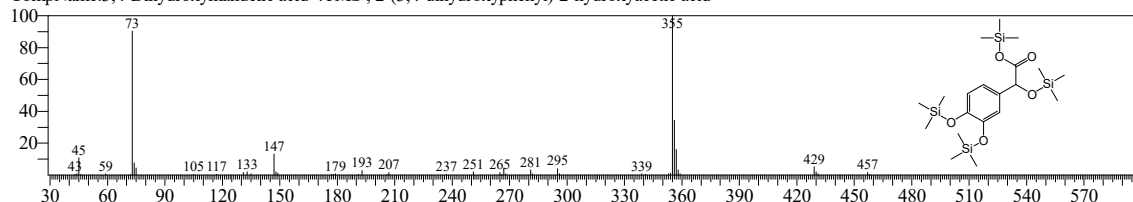
CompName:4-Aminobenzoic acid-2TMS ; 4-aminobenzoic acid



Hit#:2 Entry:402 Library:OA\_TMS\_DB5\_67min\_V3.lib

SI:41 Formula:C20H42O4Si4 CAS:775-01-9 MolWeight:458 RetIndex:1942

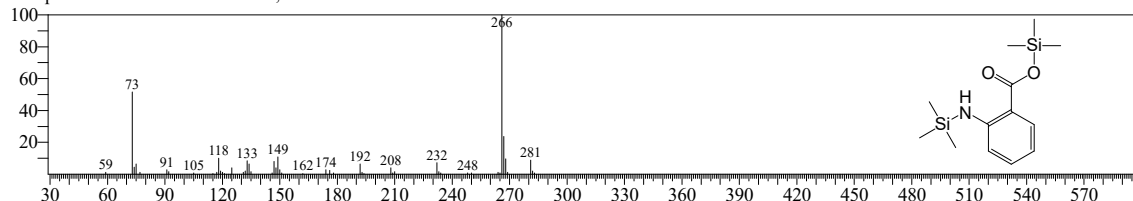
CompName:3,4-Dihydroxymandelic acid-4TMS ; 2-(3,4-dihydroxyphenyl)-2-hydroxyacetic acid



Hit#:3 Entry:203 Library:OA\_TMS\_DB5\_67min\_V3.lib

SI:38 Formula:C13H23NO2Si2 CAS:118-92-3 MolWeight:281 RetIndex:1623

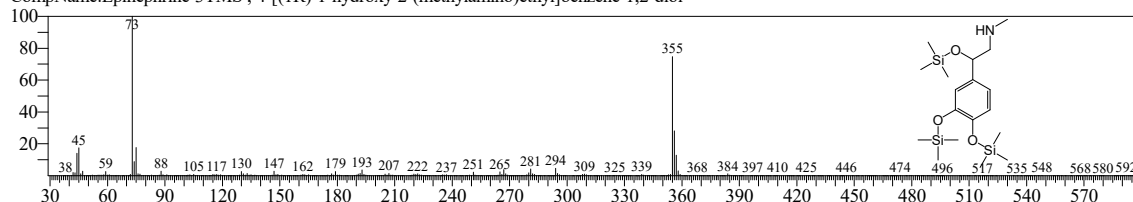
CompName:Anthranilic acid-2TMS ; 2-aminobenzoic acid



Hit#:4 Entry:343 Library:OA\_TMS\_DB5\_67min\_V3.lib

SI:38 Formula:C18H37NO3Si3 CAS:51-43-4 MolWeight:399 RetIndex:1868

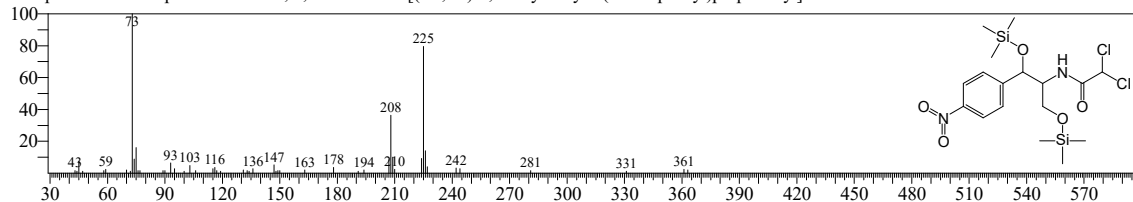
CompName:Epinephrine-3TMS ; 4-[(1R)-1-hydroxy-2-(methylamino)ethyl]benzene-1,2-diol



Hit#:5 Entry:528 Library:OA\_TMS\_DB5\_67min\_V3.lib

SI:37 Formula:C17H28Cl2N2O5Si2 CAS:56-75-7 MolWeight:466 RetIndex:2508

CompName:Chloramphenicol-2TMS ; 2,2-dichloro-N-[(1R,2R)-1,3-dihydroxy-1-(4-nitrophenyl)propan-2-yl]acetamide



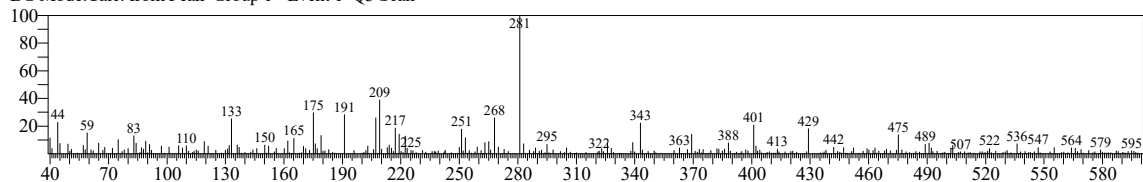
# TNAU

<< Target >>

Line#:11 R.Time:29.560(Scan#:5013) MassPeaks:318

RawMode:Averaged 29.555-29.565(5012-5014) BasePeak:281.05(1483)

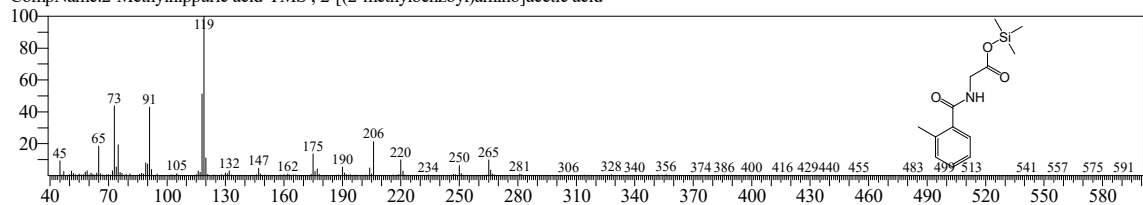
BG Mode:Calc. from Peak Group 1 - Event 1 Q3 Scan



Hit#:1 Entry:365 Library:OA TMS DB5\_67min\_V3.lib

SI:28 Formula:C<sub>13</sub>H<sub>19</sub>NO<sub>3</sub>Si<sup>-</sup> CAS:42013-20-7 MolWeight:265 RetIndex:1898

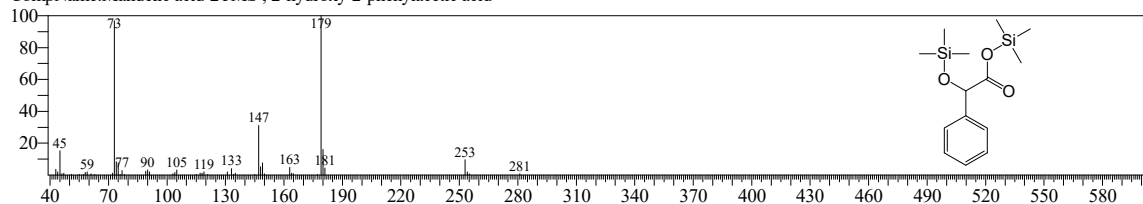
CompName:2-Methylhippuric acid-TMS ; 2-[(2-methylbenzoyl)amino]acetic acid



Hit#:2 Entry:138 Library:OA TMS DB5\_67min\_V3.lib

SI:24 Formula:C<sub>14</sub>H<sub>24</sub>O<sub>3</sub>Si<sub>2</sub> CAS:90-64-2 MolWeight:296 RetIndex:1486

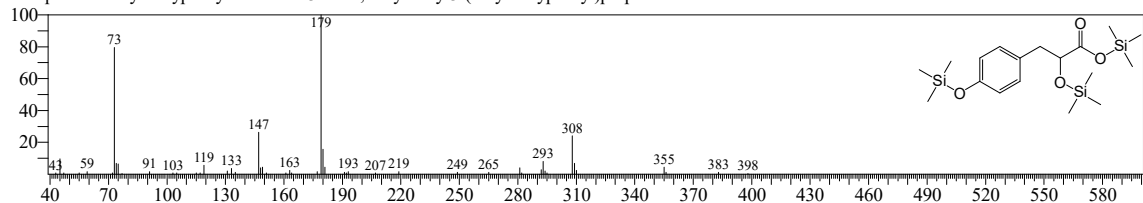
CompName:Mandelic acid-2TMS ; 2-hydroxy-2-phenylacetic acid



Hit#:3 Entry:382 Library:OA TMS DB5\_67min\_V3.lib

SI:24 Formula:C<sub>18</sub>H<sub>34</sub>O<sub>4</sub>Si<sub>3</sub> CAS:6482-98-0 MolWeight:398 RetIndex:1918

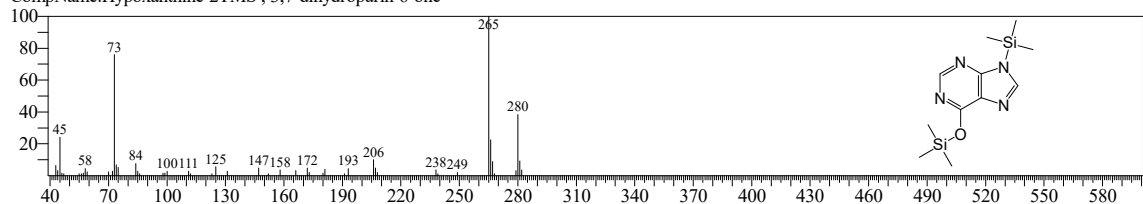
CompName:4-Hydroxyphenyllactic acid-3TMS ; 2-hydroxy-3-(4-hydroxyphenyl)propanoate



Hit#:4 Entry:310 Library:OA TMS DB5\_67min\_V3.lib

SI:23 Formula:C<sub>11</sub>H<sub>20</sub>N<sub>4</sub>O<sub>5</sub>Si<sub>2</sub> CAS:68-94-0 MolWeight:280 RetIndex:1822

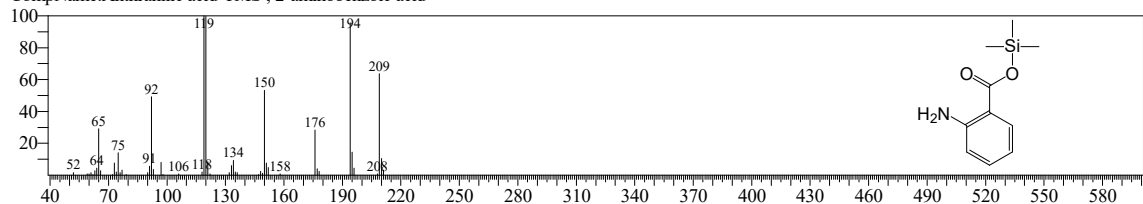
CompName:Hypoxanthine-2TMS ; 3,7-dihydropurin-6-one



Hit#:5 Entry:142 Library:OA TMS DB5\_67min\_V3.lib

SI:23 Formula:C<sub>10</sub>H<sub>15</sub>NO<sub>2</sub>Si<sup>-</sup> CAS:118-92-3 MolWeight:209 RetIndex:1495

CompName:Anthranilic acid-TMS ; 2-aminobenzoic acid



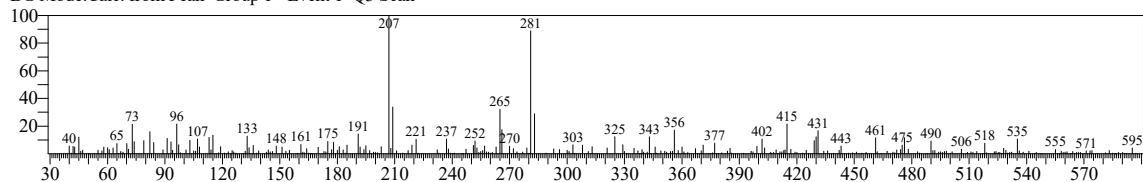
# TNAU

<< Target >>

Line#:12 R.Time:31.065(Scan#:5314) MassPeaks:288

RawMode:Averaged 31.060-31.070(5313-5315) BasePeak:207.05(1473)

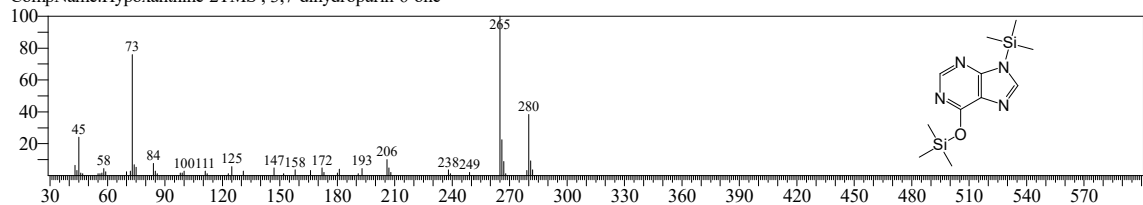
BG Mode:Calc. from Peak Group 1 - Event 1 Q3 Scan



Hit#:1 Entry:310 Library:OA TMS DB5\_67min\_V3.lib

SI:34 Formula:C11H20N4OSi2 CAS:68-94-0 MolWeight:280 RetIndex:1822

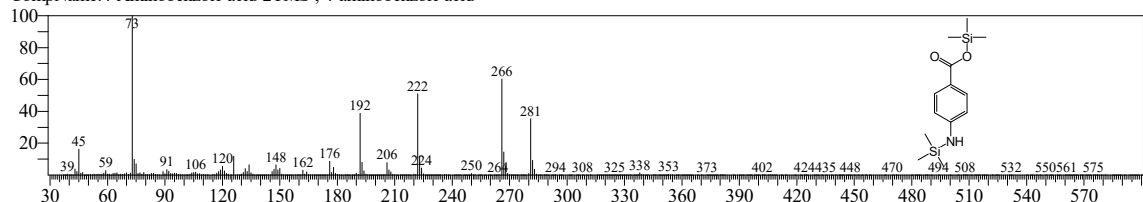
CompName:Hypoxanthine-2TMS ; 3,7-dihydropurin-6-one



Hit#:2 Entry:328 Library:OA TMS DB5\_67min\_V3.lib

SI:32 Formula:C13H23NO2Si2 CAS:150-13-0 MolWeight:281 RetIndex:1845

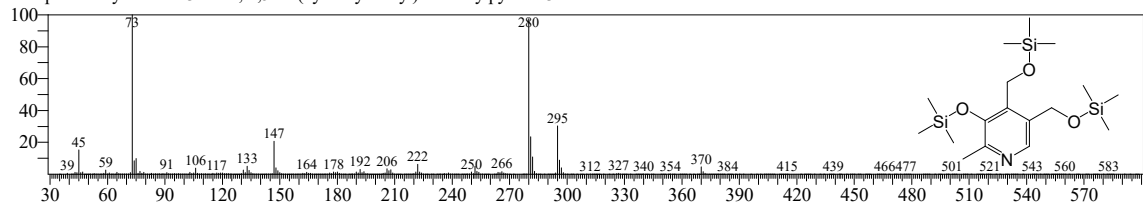
CompName:4-Aminobenzoic acid-2TMS ; 4-aminobenzoic acid



Hit#:3 Entry:384 Library:OA TMS DB5\_67min\_V3.lib

SI:31 Formula:C17H35NO3Si3 CAS:65-23-6 MolWeight:385 RetIndex:1919

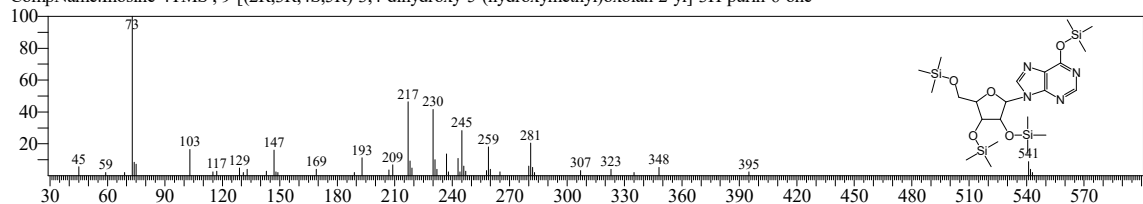
CompName:Pyridoxine-3TMS ; 4,5-bis(hydroxymethyl)-2-methylpyridin-3-ol



Hit#:4 Entry:535 Library:OA TMS DB5\_67min\_V3.lib

SI:31 Formula:C22H44N4O5Si4 CAS:58-63-9 MolWeight:556 RetIndex:2605

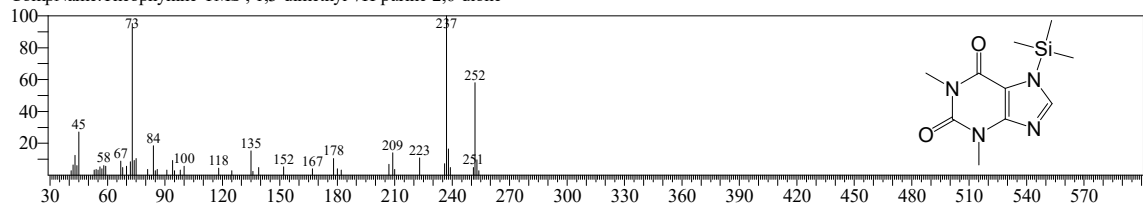
CompName:Inosine-4TMS ; 9-[(2R,3R,4S,5R)-3,4-dihydroxy-5-(hydroxymethyl)oxolan-2-yl]-3H-purin-6-one



Hit#:5 Entry:395 Library:OA TMS DB5\_67min\_V3.lib

SI:30 Formula:C10H16N4O2Si CAS:58-55-9 MolWeight:252 RetIndex:1936

CompName:Theophylline-TMS ; 1,3-dimethyl-7H-purine-2,6-dione

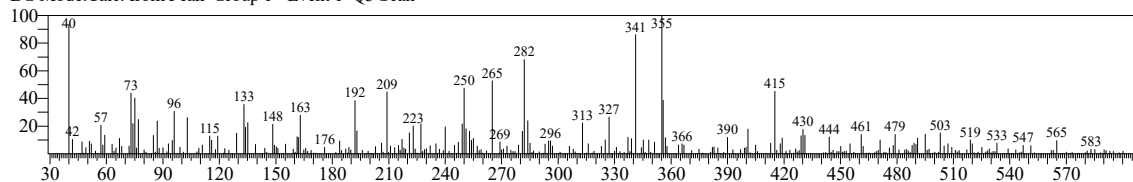


<< Target >>

Line#:13 R.Time:31.595(Scan#:5420) MassPeaks:308

RawMode:Averaged 31.590-31.600(5419-5421) BasePeak:355.10(727)

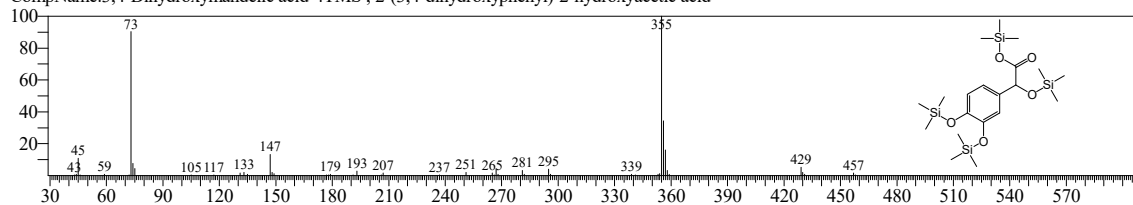
BG Mode:Calc. from Peak Group 1 - Event 1 Q3 Scan



Hit#:1 Entry:402 Library:OA\_TMS\_DB5\_67min\_V3.lib

SI:38 Formula:C20H42O4Si4 CAS:775-01-9 MolWeight:458 RetIndex:1942

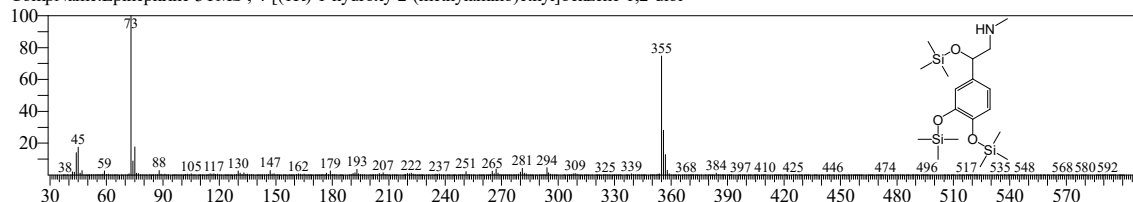
CompName:3,4-Dihydroxymandelic acid-4TMS ; 2-(3,4-dihydroxyphenyl)-2-hydroxyacetic acid



Hit#:2 Entry:343 Library:OA\_TMS\_DB5\_67min\_V3.lib

SI:33 Formula:C18H37NO3Si3 CAS:51-43-4 MolWeight:399 RetIndex:1868

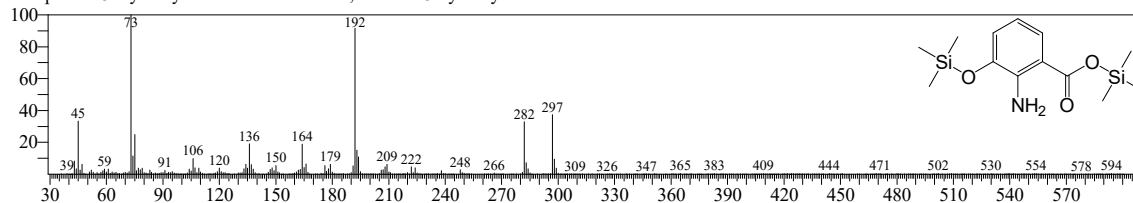
CompName:Epinephrine-3TMS ; 4-[(1R)-1-hydroxy-2-(methylamino)ethyl]benzene-1,2-diol



Hit#:3 Entry:290 Library:OA\_TMS\_DB5\_67min\_V3.lib

SI:30 Formula:C13H23NO3Si2 CAS:548-93-6 MolWeight:297 RetIndex:1773

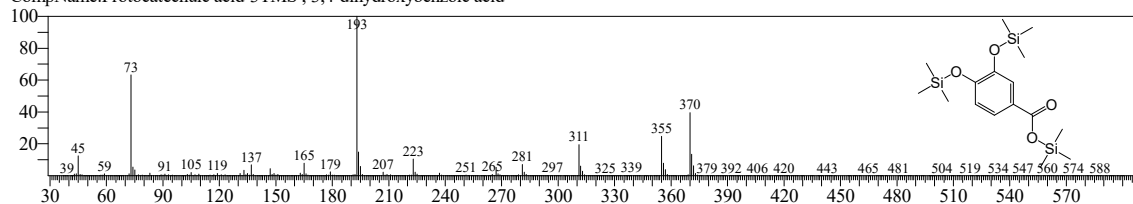
CompName:3-Hydroxyanthranilic acid-2TMS ; 2-amino-3-hydroxybenzoic acid



Hit#:4 Entry:315 Library:OA\_TMS\_DB5\_67min\_V3.lib

SI:29 Formula:C16H30O4Si3 CAS:99-50-3 MolWeight:370 RetIndex:1833

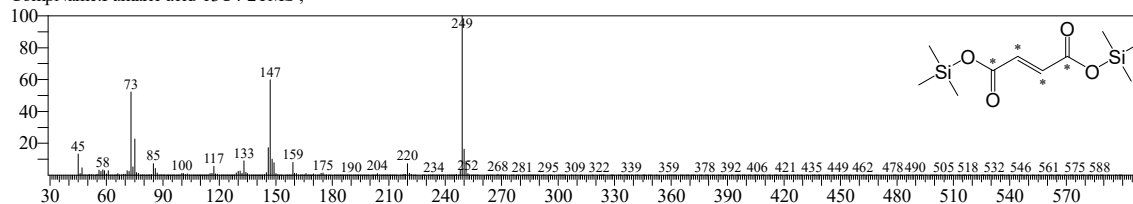
CompName:Protocatechuic acid-3TMS ; 3,4-dihydroxybenzoic acid



Hit#:5 Entry:100 Library:OA\_TMS\_DB5\_67min\_V3.lib

SI:27 Formula: CAS:0-00-0 MolWeight:264 RetIndex:1346

CompName:Fumaric acid-13C4-2TMS ;



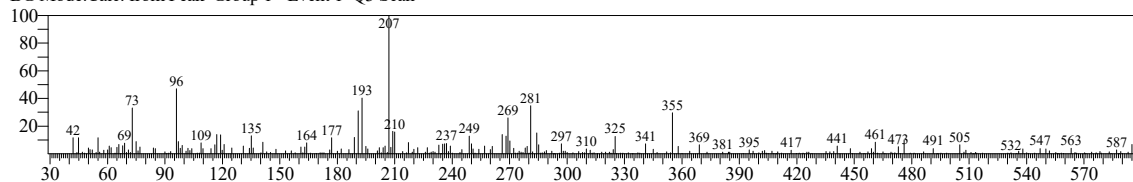
# TNAU

<< Target >>

Line#:14 R.Time:31.785(Scan#:5458) MassPeaks:276

RawMode:Averaged 31.780-31.790(5457-5459) BasePeak:207.05(1439)

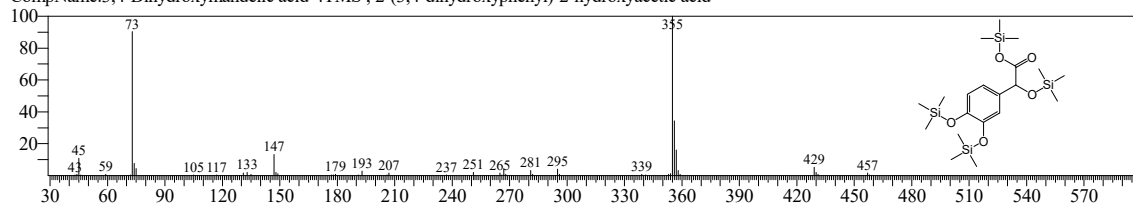
BG Mode:Calc. from Peak Group 1 - Event 1 Q3 Scan



Hit#:1 Entry:402 Library:OA\_TMS\_DB5\_67min\_V3.lib

SI:36 Formula:C20H42O4Si4 CAS:775-01-9 MolWeight:458 RetIndex:1942

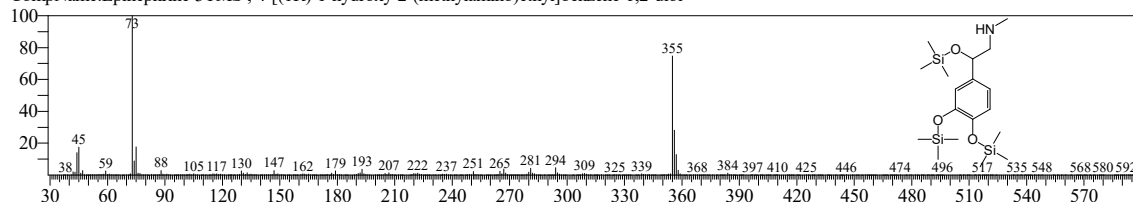
CompName:3,4-Dihydroxymandelic acid-4TMS ; 2-(3,4-dihydroxyphenyl)-2-hydroxyacetic acid



Hit#:2 Entry:343 Library:OA\_TMS\_DB5\_67min\_V3.lib

SI:35 Formula:C18H37NO3Si3 CAS:51-43-4 MolWeight:399 RetIndex:1868

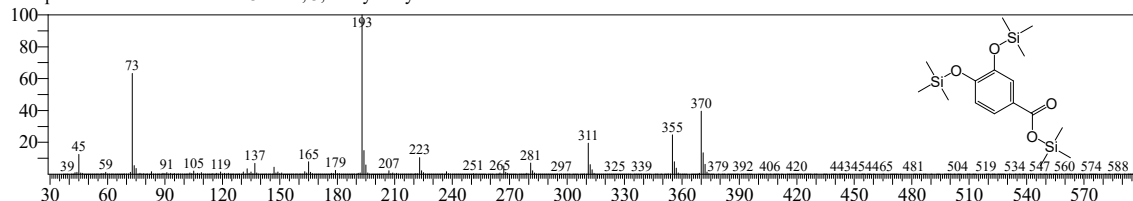
CompName:Epinephrine-3TMS ; 4-[(1R)-1-hydroxy-2-(methylamino)ethyl]benzene-1,2-diol



Hit#:3 Entry:315 Library:OA\_TMS\_DB5\_67min\_V3.lib

SI:35 Formula:C16H30O4Si3 CAS:99-50-3 MolWeight:370 RetIndex:1833

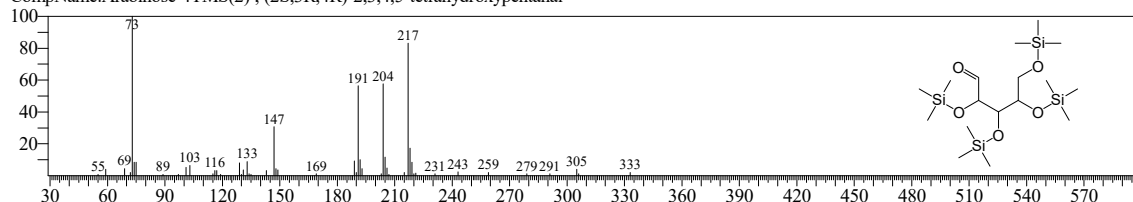
CompName:Protocatechuic acid-3TMS ; 3,4-dihydroxybenzoic acid



Hit#:4 Entry:232 Library:OA\_TMS\_DB5\_67min\_V3.lib

SI:32 Formula:C17H42O5Si4 CAS:10323-20-3 MolWeight:438 RetIndex:1667

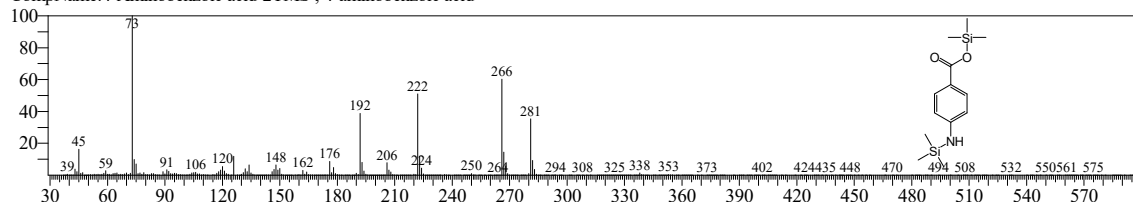
CompName:Arabinose-4TMS(2) ; (2S,3R,4R)-2,3,4,5-tetrahydroxypentanal



Hit#:5 Entry:328 Library:OA\_TMS\_DB5\_67min\_V3.lib

SI:32 Formula:C13H23NO2Si2 CAS:150-13-0 MolWeight:281 RetIndex:1845

CompName:4-Aminobenzoic acid-2TMS ; 4-aminobenzoic acid



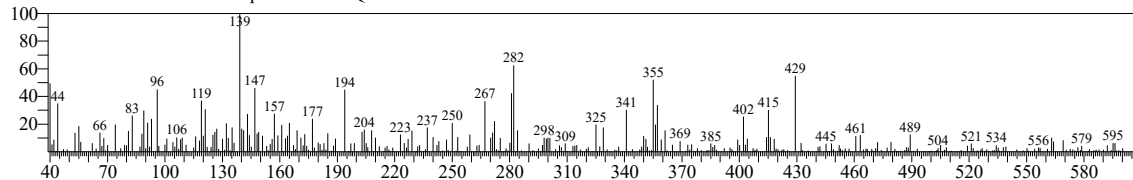
# TNAU

<< Target >>

Line#:15 R.Time:31.905(Scan#:5482) MassPeaks:331

RawMode:Averaged 31.900-31.910(5481-5483) BasePeak:139.10(1014)

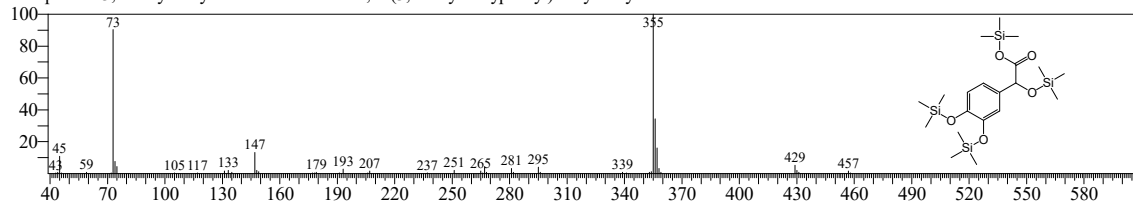
BG Mode:Calc. from Peak Group 1 - Event 1 Q3 Scan



Hit#:1 Entry:402 Library:OA\_TMS\_DB5\_67min\_V3.lib

SI:28 Formula:C20H42O4Si4 CAS:775-01-9 MolWeight:458 RetIndex:1942

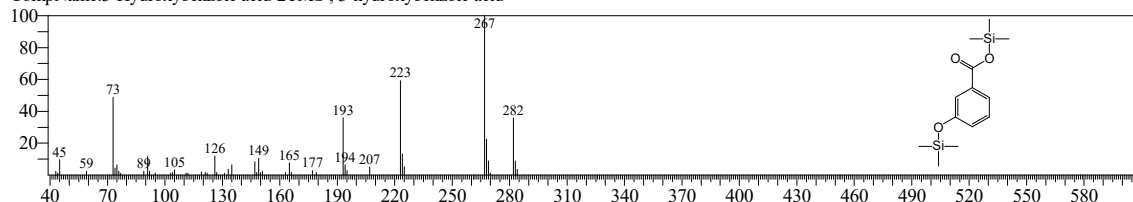
CompName:3,4-Dihydroxymandelic acid-4TMS ; 2-(3,4-dihydroxyphenyl)-2-hydroxyacetic acid



Hit#:2 Entry:179 Library:OA\_TMS\_DB5\_67min\_V3.lib

SI:27 Formula:C13H22O3Si2 CAS:99-06-9 MolWeight:282 RetIndex:1572

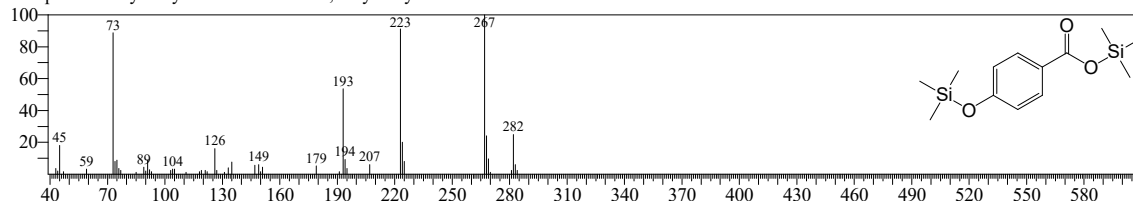
CompName:3-Hydroxybenzoic acid-2TMS ; 3-hydroxybenzoic acid



Hit#:3 Entry:211 Library:OA\_TMS\_DB5\_67min\_V3.lib

SI:25 Formula:C13H22O3Si2 CAS:99-96-7 MolWeight:282 RetIndex:1636

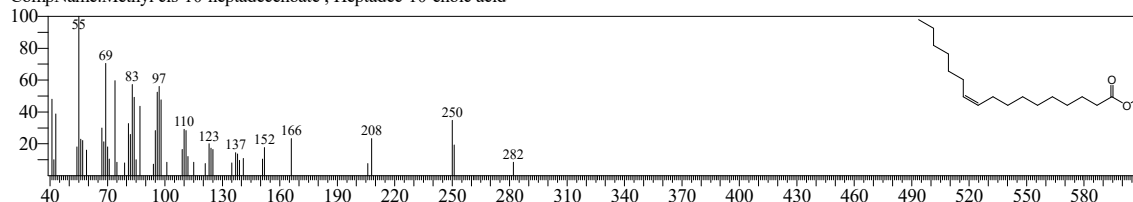
CompName:4-Hydroxybenzoic acid-2TMS ; 4-hydroxybenzoic acid



Hit#:4 Entry:15 Library:FA\_ME\_SP2560\_EI\_V3.lib

SI:23 Formula:C18H34O2 CAS:29743-97-3 MolWeight:282 RetIndex:2581

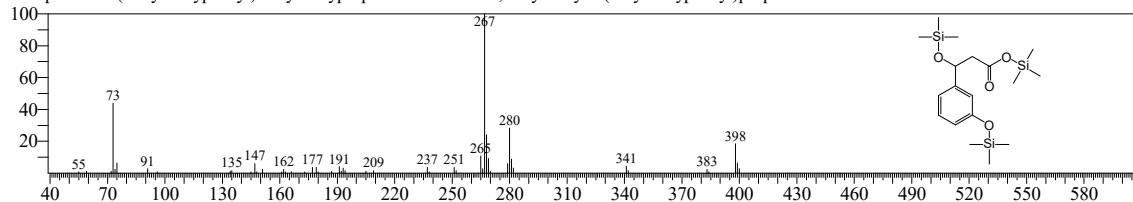
CompName:Methyl cis-10-heptadecenoate ; Heptadec-10-enoic acid



Hit#:5 Entry:341 Library:OA\_TMS\_DB5\_67min\_V3.lib

SI:22 Formula:C18H34O4Si3 CAS:3247-75-4 MolWeight:398 RetIndex:1864

CompName:3-(3-Hydroxyphenyl)-3-hydroxypropionic acid-3TMS ; 3-hydroxy-3-(3-hydroxyphenyl)propanoic acid





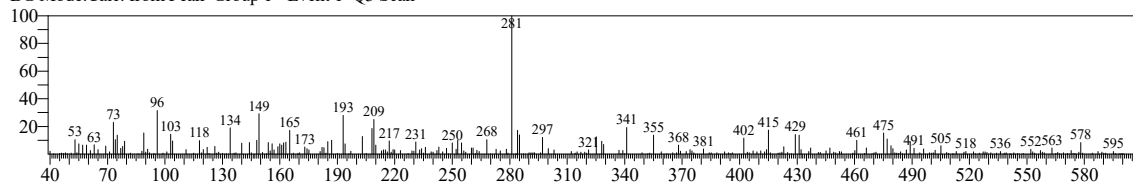
# TNAU

<< Target >>

Line#:16 R.Time:31.935(Scan#:5488) MassPeaks:287

RawMode:Averaged 31.930-31.940(5487-5489) BasePeak:281.05(1175)

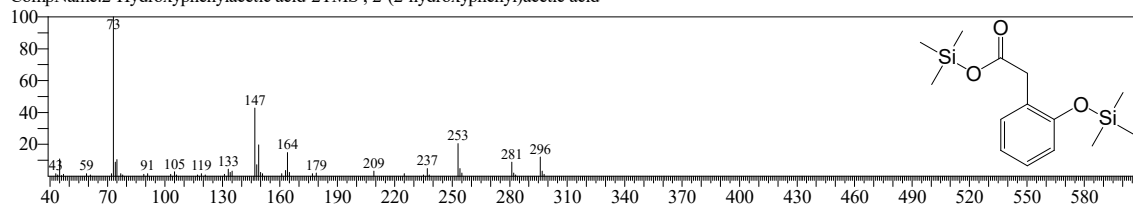
BG Mode:Calc. from Peak Group 1 - Event 1 Q3 Scan



Hit#:1 Entry:184 Library:OA TMS DB5\_67min\_V3.lib

SI:34 Formula:C<sub>14</sub>H<sub>24</sub>O<sub>3</sub>Si<sub>2</sub> CAS:614-75-5 MolWeight:296 RetIndex:1579

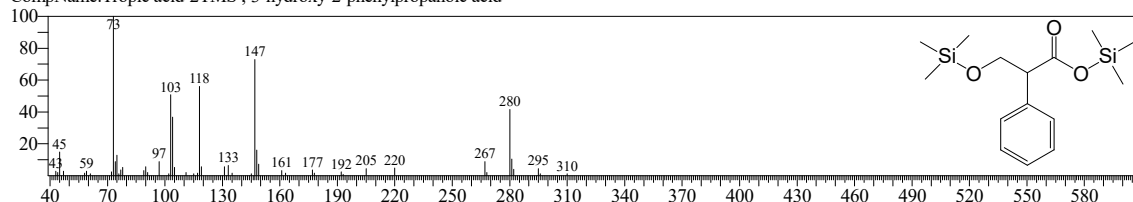
CompName:2-Hydroxyphenylacetic acid-2TMS ; 2-(2-hydroxyphenyl)acetic acid



Hit#:2 Entry:195 Library:OA TMS DB5\_67min\_V3.lib

SI:32 Formula:C<sub>15</sub>H<sub>26</sub>O<sub>3</sub>Si<sub>2</sub> CAS:529-64-6 MolWeight:310 RetIndex:1600

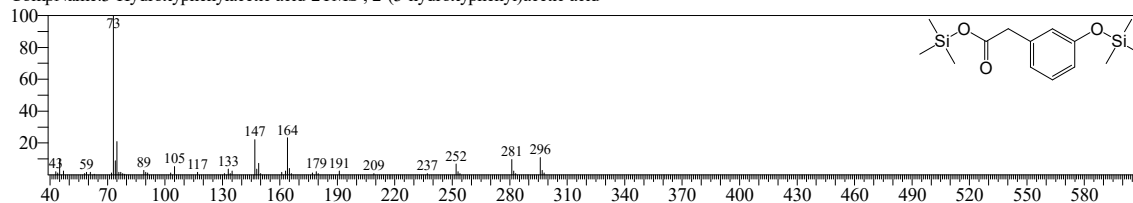
CompName:Tropic acid-2TMS ; 3-hydroxy-2-phenylpropanoic acid



Hit#:3 Entry:200 Library:OA TMS DB5\_67min\_V3.lib

SI:32 Formula:C<sub>14</sub>H<sub>24</sub>O<sub>3</sub>Si<sub>2</sub> CAS:621-37-4 MolWeight:296 RetIndex:1617

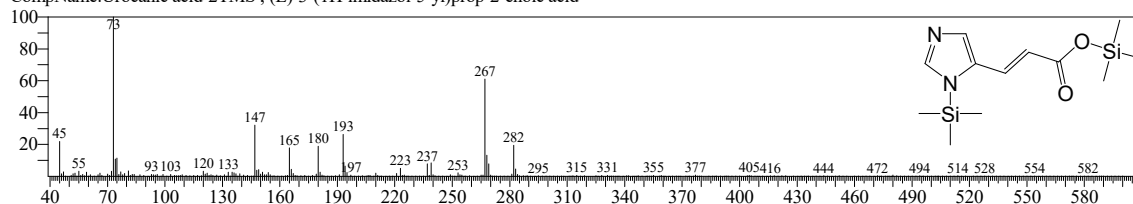
CompName:3-Hydroxyphenylacetic acid-2TMS ; 2-(3-hydroxyphenyl)acetic acid



Hit#:4 Entry:438 Library:OA TMS DB5\_67min\_V3.lib

SI:31 Formula:C<sub>12</sub>H<sub>22</sub>N<sub>2</sub>O<sub>2</sub>Si<sub>2</sub> CAS:104-98-3 MolWeight:282 RetIndex:2014

CompName:Urocanic acid-2TMS ; (E)-3-(1H-imidazol-5-yl)prop-2-enoic acid



Hit#:5 Entry:220 Library:OA TMS DB5\_67min\_V3.lib

SI:30 Formula:C<sub>14</sub>H<sub>24</sub>O<sub>3</sub>Si<sub>2</sub> CAS:156-38-7 MolWeight:296 RetIndex:1647

CompName:4-Hydroxyphenylacetic acid-2TMS ; 2-(4-hydroxyphenyl)acetic acid

